



### District Report Card: 2017


<b>State:</b> Telangana	<b>District:</b> Mahabubnagar
<b>Class:</b> 3	<b>Subject:</b> Language
<b>Schools:</b> 61	<b>Students:</b> 1091


### Participation/Coverage


#### Students

<b>GENDER</b> 	Boys		Girls	
	Number	%	Number	%
	500	45.83	591	54.17

<b>AREA</b> 	Rural		Urban	
	Number	%	Number	%
	926	84.88	165	15.12

<b>CATEGORY</b> 	SC		ST		OBC		GEN	
	Number	%	Number	%	Number	%	Number	%
	200	18.33	101	9.26	732	67.09	58	5.32

<b>CWSN</b> 	LD	VI	HI	S&LD	ID	Oth
	3	1	3	1	3	3

<b>Management</b> 	Government		Government-aided	
	Number	%	Number	%
	1065	97.62	26	2.38

### Average Performance of Students in Language (%)

Overall	Gender		Area		Management		Social Group			
	Male	Female	Rural	Urban	Govt.	Aided	SC	ST	OBC	GEN
64.23	62.81	65.44	64.72	61.49	63.88	78.72	65.30	64.75	63.03	74.83

## Performance on Learning Outcomes (LOs)

Learning Outcomes	Description	Average Performance(%)
L304	Reads small texts with comprehension i.e., identifies main ideas, details, sequence and draws conclusions	63.86
L312	Reads printed scripts on the classroom walls: poems, posters, charts etc.	64.99

Range of Performance of Students who Answered Correctly							
Below 30%		30% - 50%		50% - 75%		Above 75%	
Number	%	Number	%	Number	%	Number	%
84	7.70	223	20.44	415	38.04	369	33.82

## Lowest Performing Learning Outcomes (LOs)

- 1 - Reads small texts with comprehension i.e., identifies main ideas, details, sequence and draws conclusions (63.86)
- 2 - Reads printed scripts on the classroom walls: poems, posters, charts etc. (64.99)